

NEXT STOP PLYMOUTH CALIFORNIA SPRING MEET 2023..!

THE

WEST COAST

HAPPY HALLOWEEN..!!!!

MILITARY VEHICLE

COLLECTOR

NEWSLETTER



CALIFORNIA



Camp Plymouth
Fall Meet 2022
photos. Spring
Meet Dates. Ven-
dors. Spectators.
Military Vehicles.
VP articles and
more... Welcome.



EDITOR: JOHNNY VERISSIMO

OCTOBER 2022

VOL. 2027



US Navy M38A1 at Camp Plymouth Fall Meet 2022-photo by Johnny

Visit our website: www.mvccnews.net & www.facebook.com/MVCCAMPPLYMOUTH

MVCC PRESIDENT'S MESSAGE



Chris Thomas, MVCC President
(559)-871-6507
moparacer@sbcglobal.net

If you're a **member** and want to see the **Newsletter in COLOR** you can do so on the **MVCCNEWS.NET** website. Simply log in with your password and view ALL MVCC newsletters in **full color**.

Hello MVCC!

The Fall MVCC Gathering is just over, I'm back home and the rain is on the way. Just a recap of the MVCC Meeting: As of now, the plan is to have the Fall Gathering back at Camp Plymouth but we are looking for a better location for the Fall Gathering where we can all camp together as a group. Again, this is for the FALL GATHERING ONLY. Camp Plymouth is still a great location for our Spring Meet and that is not changing for the foreseeable future. So if you have some place in your area that can have **1. RV sites** and tenting for approx. 120 sites **2. Cabins** or hotel/motel close by. **3. Near a major highway/freeway**, please let your area VP or myself know so we can check it out.

On the subject of area **VPs**, we may be moving the boundaries for the VPs to better service the membership. Any changes will be after the current board's terms end next year. Yes, next year is an election year; please think about running for office in the MVCC. Fresh blood is always good for the club.

Thanks to everyone who made it to the Fall Gathering, although I spent most of my time at the club HQ Booth, I saw a good cross section of OD goodies for sale and some great looking vehicles as always.

One last note, please check the events page for Veteran's Day events in your area and if you know of any we have missed, please let Johnny know so he can list them and we can get them up on the website too.

Stay Safe
 Chris



Photo L-R: Chris Thomas, Johnny, Trinda Azevedo, John Azevedo and Corey Firman manning the MVCC Both on Thursday and Friday. Photo by Johnny...

MVCC STAFF/OFFICERS



Johnny Verissimo, Editor, Secretary, Co Treasurer (209)918-0488
istanbull@sbcglobal.net



Christina Verissimo, Treasurer
(209) 918-0388
crstna_vrsmo@yahoo.com



MVCC Secretary/ Editor Johnny Verissimo

Good Morning MVCCer's!

Just got back from the MVCC's Fall Meet. I went Thursday and Friday and truly enjoyed myself. I'll use any excuse to go see friends and military vehicles and VENDERS! Christina couldn't go with me on Thursday but was able to go with me on Friday.

So now we are focused on the MVCC Spring Meet of a 2023! Which I was excited about as of the end of the last April 2022 Meet. MVCC Spring Meet 19th to the 22nd 2023 Officially a 4 day event but early birds welcome!

How do we get some of those 1.5 Million people living 55 miles away in Sacramento to come to the Camp Plymouth April Spring Meet in 2023? Do we go crazy and advertise the event? In the surrounding area there must be over 3 million people we could hit? I'd guess that there must be some history buffs, veterans, collectors, people who love military vehicles somewhere in that crowd? Your MVCC Board is 100% responsible for putting on the 2 meets we have each year so we best get doing our homework. I suppose some of the 40,000,000 people living in California are veterans who if they knew about our event might be interested in a road trip to Plymouth, California to see some mighty fine historical military vehicles and do some shopping.

Events? If you have an event going on in your area but its not in the MVCC newsletter then please hit me up at my email, cell phone or how every you need to because I want your event so we can promote it. If you coordinate an event, if your interested in putting on an event or need help in locating your area MVCC rep feel free to contact myself and I'll see what I can do.

Thank you! Thank you to Angus Smith (Golden Valley, Arizona), Phil Kern (Spring Valley, California), Damon Viola (Virginia City, Nevada), Jack Valenti (Pebble Beach, California), Robin & Carol Bartel (Turner, Oregon), Mike Rinehart (Graeagle, California) for this months articles! I love it. I bleed olive drab so thank you guys..

The average age of someone in our hobby. I don't mean to be the canary in the coal mine but I should probably state that I heard the average age of a MVPA member is over 70 years old. I don't know how true that is but being in the MVCC I'd say its probably pretty accurate if you have ever attended a MVCC or MVPA event. Also, I had a phone call with someone in another club who stated the same thing I am saying when he attended his other clubs meeting. So, how does your MVCC Board try to do something about the average age and maybe bringing down the average age to about 40 or 50? How do we go outside our bubble to find people who love military vehicles and military history as much as we do? I was once a newbie, unless you were born a member we were all newbie's at one point or another.

The popularity of WW2 history, WW2 movies, military movies, all wars in all eras, military plastic models, diecast models, web pages of military stuff, military magazines, etc makes me believe our club should be much bigger in size. I'd love to see the MVCC hook up with re enactors? Anyone know any re enactor groups I could contact?

There are two events coming up I really want to go to-The West Coast Military Collectors Group Meet in San Luis Obispo and the SVMVCC in Southern California.

Quick note-To our friends in the *United Kingdom* I wish to give our deepest condolences on the passing of the *Queen*. I mention that because of the Queen's service and involvement in World War 2.

Any questions concerns or comments contact myself anytime.


See you all in April 2023, :) :) Johnny...



Christina and Johnny at Camp Plymouth Fall Meet - photo by Brendan

25TH ANNUAL(-ISH) MEETING (AND SWAP EVENT)

WEST COAST MILITARY RADIO



"... AND WHILE YOU'RE AT IT, REQUISITION A SMALLER RADIO!"

COLLECTOR'S GROUP

GENERAL INFORMATION FY2022

- **WHEN: OCTOBER 6TH TO 8TH**
- **WHERE: CAMP SAN LUIS OBISPO**
- **ACTIVITIES: SEMINARS, PANCAKE BREAKFAST, RADIO OPS, SWAP MEET, CAMP SLO MUSEUM, WALKING HISTORY TOUR OF CAMP SLO, T-SHIRTS, SILENT AUCTION, STORIES (LIES AND MORE LIES), MILITARY VEHICLE CARAVAN**
- **PLAN OF THE DAY: (STAY TUNED)**

GENERAL INFORMATION


BILLETING ON BASE (CAMPGROUND OR ROOM): (805) 594-6500, <https://calguard.ca.gov/cslo/>

RSVP, MORE INFORMATION: CONTACT – Craig Vonilten [N6CAV], ic897d@gmail.com

Rory Grenier
1097 16th ST NE
Grand Forks, ND 58201
701-739-4909

**Kilroy's Garage
And Parts**

Full line of Quality Ford GP parts
fordgpparts@gmail.com



www.kilroysgarage.com

BOARD DIRECTOR



Alameda Naval Air Museum

2151 Ferry Point Rd.
Alameda, CA 94501
510-522-6440
Best Phone # _____

AlamedaNavalAirMuseum.Org

Larry Pirack, President & Curator

**Puget Sound Military Vehicle
Collectors Club**

533 E. Fairhaven Ave
Burlington, WA 98233
Chris Brown, President,
(253)952-4732
www.psmvcc.com



GENERAL PATTON MEMORIAL MUSEUM
"Preserving the Peace through the Lessons of the Past"

62-510 Chiriaco Road, Chiriaco Summit CA 92201
info@generalpattonmuseum.com

Open 930 am - 430 pm Daily
www.GeneralPattonMuseum.com

MIDWEST MILITARY, INC.
www.midwestmil.com




PARTS & TRUCKS
BUY • SELL • TRADE • RESTORE
REPRODUCTION SHEETMETAL

JOHN BIZAL

Phone 952-440-8778 • Fax 952-440-8776
16075 Hwy. 13 South, Prior Lake, MN 55372

Jimmy Strauss
The Expert in Military Vehicles



530.919.2355
jimmystrauss@hotmail.com
www.jimmystraussjeeps.com



**Smith Chevrolet
Cadillac, Inc.**

"Where service comes
first since 1926"

1601 Auto Mall Drive
Turlock, CA 95380

Lee C. Smith
Owner

(209) 632-3946
(209) 988-8832 Cell
(209) 667-7157 Fax
leesmith@SmithChevroletCadillac.com





smithchevroletcadillac.com



Mother Lode Detachment 1080

Nathan Moeller
Cell 916 717 7604
0311usmc8152@gmail.com


DODGE POWER WAGON PARTS
.COM


**JAY'S
WWII JEEPS**

Specializing in vintage
WWII Willys MB/Ford GPW
vehicles and parts

1-844-WW2-JEEP



Jay Hinton | Napa, California USA | 1-844-992-5337 | jay@jaysww2jeeps.com



Scott Rohrs, (North. Bay VP) West Divisions 707, 415, 628

415-259-8177 recon3rdid@yahoo.com

Hello North Bay West and beyond,

As I write this article, we are receiving a measurable amount of rain here in the North Bay, football is back, and another fall meet at Plymouth "is in the books". I wasn't able to make it this year but sounds like it was a comfortable and relaxing event.

I wanted to thank the members that returned your poll questions about the direction of the club and how to continue to expand the club! We love hearing from the membership and let us know if we are missing something that can make our events and membership better.

I do have sad news to report... Member Rory Burke passed away on September 4th, 2022 at the age of 73. Rory was a long-time member of the MVCC and was involved with the North Bay & Northern Recon groups. He was a regular at the Petaluma Veterans Day parades with his CCKW and was always willing to do an airshow or show and shine. I enjoyed many talks with him about doing more field events and growing the hobby. He would always ask how the fire season was and what I was up to. He will be missed by his friends and in the hobby. There will be service to celebrate Rory's life on Monday, September 26 at 11:00 a.m. at St. Vincent's Church in Petaluma with a lunch reception to follow at 256 North.

Upcoming event is the Vets Day parade in Petaluma. Always November 11th rain or shine and we assemble around 10AM at the Vets Hall off Petaluma Blvd South. Next to the bowling alley. Come if you haven't done it before. Minimum 25 MV's always show and the whole town comes out to celebrate. See you there!

Keep your powder dry,... Scott Rohrs





Charles Tope (Central Coast VP) (408)857-5218

Divisions 831, 805, 820 ,408 South. ctope@employnet.com

Greetings from the Central Coast.

Car week "Monterey" hit the area in full stride with gatherings of Ferraris, Lamborghinis, Duesenberg's, and every type of modern concept as you can imagine. The local community benefited immensely with the large influx of big spenders to the area. Approximately \$463 million in vehicle sales were made during the span of a few days. A 1955 Ferrari 410 Sport Spider hit the auction hammer at \$22 Million!



1955 Ferrari 410 Sport Spider

In addition to expense Ferraris the 2nd Annual Monterey Convoy took place on August 18th was a big hit for all that participated. The convoy made its way around the Monterey Peninsula and wound up in the parking lot of Employnet, Inc. where tacos and beer completed the event. A great time for all involved. We hope to get more of you out here next year so you can drag race a supercar from stop sign to stop sign.

In addition, the annual pilgrimage to Reno NV occurred to witness the Worlds Fastest Motorsport, air racing. If you are into historic aircraft and aviation, then this is the event to take in. The event is divided into five racing classes which include aircraft with 100 HP engines to the mighty Sea Furies with 28 cylinders and 4300 horsepower.

The heavily modified Sea Fury Dreadnought. Powered by the **Pratt & Whitney R-4360 Wasp Major** which consists of a 28-cylinder four-row radial piston engine designed and built during World War II. At 4,362.5 cu in (71.5 L), it is the largest-displacement aviation piston engine to be mass-produced in the United States, and at 4,300 hp the most powerful. Racers often exceed 500 MPH.



Sea Fury Dreadnought in Reno, Nevada

Race 45 of the Formula 1 class. This class allows maximum engine displacement of 200 cubic inches. Aircraft must have a minimum wing area of 66 square feet, and an empty weight of 500 pounds or more. The aircraft must also have fixed landing gear, and a fixed pitch propeller. Racers compete in a 3.19-mile oval course. Aircraft exceed 250 MPH.

Charles...




1943 WWII Cross City AF FL photo airplane, Cushman Scooter, Lt Peck



MVCC WAGON MISTRESS JOANN LESSER

mvcccampmistress@yahoo.com

No report submitted



Kurt Lesser, (South Bay VP) Divisions 408,669,650

408-238-8277 papakb@yahoo.com

No report submitted



Andy Shyers (East Bay VP) Divisions 510, 925, 341

510-832-4322 mvcc510925@gmail.com

No report submitted



Dave Porter (Northern Region VP) Divisions 530 & 916, 279

dnporter56@comcast.net (530)-677-5115

No report submitted



Webmaster: Sean Nichols - etnoise400@hotmail.com

www.mvccnews.net (775)-424-3813



No report submitted



Mike Fedyk, (North Bay VP East, Divisions), 707, 415, 628 916-809-2969

bigmike405@hotmail.com

No report submitted

Military Vehicle Preservation Association

History In Motion

Since 1976 the Military Vehicle Preservation Association's mission is to provide an international organization for military vehicle enthusiasts, historians, preservationists and collectors interested in the acquisition, restoration, preservation, safe operation, public education and display of historic military transport.

All membership types include all MVPA Periodicals

<p>U.S.A. MEMBERSHIPS</p> <p><input type="checkbox"/> Second Class Postage - \$50.00</p> <p><input type="checkbox"/> First Class Postage - \$75.00</p>	<p>MEMBERSHIPS OUTSIDE THE U.S.A.</p> <p><input type="checkbox"/> Canada Economy Air - \$60.00</p> <p><input type="checkbox"/> International Economy Air - \$70.00</p>	<p>OUTREACH SPONSORSHIP</p> <p><input type="checkbox"/> To US Organization or School</p> <p>Second Class Postage - \$50.00</p>	<p>Electronic Membership</p> <p><input type="checkbox"/> Worldwide E-Membership - \$35.00</p> <p><small>(Does not receive Printed Publications)</small></p>
---	---	---	--

MVPA Recruiting Member _____ Membership Number: _____

Name of Applicant _____

Address _____

City _____ State _____ Zip _____

Telephone _____ E-mail Address _____





16 Digit Credit Card # _____

Exp. date _____ / _____ Signature _____

Complete this application and mail with a check or money order (on a U.S. bank in U.S. funds) to the address below.

MVPA ☛ PO Box 520378 ☛ Independence, MO 64052

Phone: (800) 365-5798 ☛ E-mail: hq@mvpa.org ☛ Fax: (816) 833-5115

MVCC September Fall Meet 2022 by Johnny Verissimo

I was at the Fall Meet in Camp Plymouth Thursday and Friday in Plymouth California this past weekend. For those of you that don't know this is the smaller MVCC meet of the two we have every year. This years meet had about 15 vendors and about 19 military vehicles if I had to guess. We had our MVCC Board Meet and General Membership meeting on Friday. The MVCC Trailer/Booth was there both days I was. The HQ Booth did quite well so thank you for supporting your club! :)

Long story short I enjoyed myself at this years fall meet, so much so I spent over \$200 with the vendors and got some rides on military vehicles AND got to see people I normally don't see in a while. Plus I did need that OD fix to be honest. Thank you to everyone who came out for this event.

Thank you Corey Firman for driving me all over the place in his jeep so that I could get photos and talk to people.



Photos of the Fall Meet taken by Johnny...

UPCOMING EVENTS



October 6 to 8, 2022 –West Coast Military Radio Collectors Group 25th Annual Meeting and Swap Meet. At Camp San Luis Obispo. For more information contact Craig Vonilten (N6CAV) ic897@gmail.com or check their flyer in this newsletter

October 3 to 11-2022-Fleet Week San Francisco, Ca. San Francisco's Salute to Veterans Day Parade Sunday, 11/6/22. The parade is held along Fisherman's Warf. Step-off is at 11am. POC Andy Shyers 510-832-4322 <https://fleetweeksf.org/> 11-7-2022 Parade of Ships along the SF Water Front at 11AM.

October 8th 2022-Castle Air Museum Open Cockpit in Atwater California-9AM-4PM. Military vehicles get in free. Bring your family out to Castle Air Museum for Open Cockpit Day! Check out almost 80 vintage military aircraft! The all new US Navy F-18 Blue Angel! F-14 Tomcat! B-52 Bomber! the Triple Sonic SR-71 spy plane! A former Air Force One Tour for just \$10 extra per person. POC Don Gomes (209)765-1273 Chris Thomas (559)871-6507

November 5, 2022-The 2022 Los Banos Veteran's Parade will be on **Nov 5th**. The parade kicks off at 11am. They want all military vehicles to be there at 9:00 am to get lined up. An Army National Guard C-130 will do fly-bys at noon. The parade terminates at the veterans hall where there will be a great hot dog lunch. There will be reserved parking on the street in front of the hall for the MVs to be on display. The crowd does converge on the VFW Hall to view the displayed military vehicles and enjoy the hotdog lunch open to everyone. Contact Don Gomes for details (209)765-1273

November 6, 2022 - Tri-Valley Veterans Day parade. Its theme is "Military Medic's and Corpsmen". POC Andy Shyers 510-832-4322 mvcc510925@gmail.com

November 11th 2022-Turlock Veterans Charity Golf Tournament November 11th 9am , **Gustine Veterans Parade** November 11th 10am, POC Don Gomes (209)765-1273

November 11th 2022 -Lemoore Veterans' Day Night Parade sponsored by the Lemoore American Legion. Line-up is at 4PM, parade starts at 6PM. If interested, contact Corey Firman at firmanc@hotmail.com or 253-267-2456.

November 11th 2022 -Porterville Veterans' Day Parade sponsored by the Porterville American Legion. Line-up is at 8AM, parade starts at 10AM. If interested contact Richard Rietkerk at richardrietkerk1@yahoo.com or 559-737-1388.

November 11th 2022 Veterans Day parade in Petaluma rain or shine and we assemble around 10AM at the Vets Hall off Petaluma Blvd South. Next to the bowling alley. Come if you haven't done it before. Minimum 25 MV's always show and the whole town comes out to celebrate. See you there!

November 11th 2022 –Verterans Day Parade, Downtown Gustine, CA. Meet at my house 9AM, parade starts at 11AM, after parade we drive to San Joaquin Valley Nation Cemetery to pay our respects. POC Johnny Verissimo (209)918-0488. istanbull@sbcglobal.net

April 19 to 22 2023 - The MVCC April Spring Meet in Plymouth, California! Showcases, vender, sellers, buyers, military vehicles, parts, military memorabilia, Look for ad in this newsletter. Also get more info on the www.mvccnews.net Chris Thomas (559)871-6507. This is the biggest military vehicle meet on the West coast. All are welcome!

Prices for running a business card is \$70 a year. That gets you a business card in 12 monthly newsletters that reaches 500 Military Vehicle Collectors of California Members. Contact our newsletter MVCC Secretary for more information and prices. You can also do a 1/4th page, 1/2 page or full page ad. You can reach the MVCC Secretary at istanbull@sbcglobal.net

If you have any questions or have information regarding a meet or activity in your area, contact your regional vice president or any of the officers to let them know. Be sure to visit our website for any last minute activities or changes to activities/events. Please submit information regarding upcoming activities to the newsletter editor at least two months before the scheduled event. All articles must be submitted to the newsletter editor by the 14th of each month. **MVCC News Editor Johnny Verissimo, (209) 918-0488 istanbull@sbcglobal.net or www.mvccnews.net**



Don Gomes, (Central Valley VP) MVCC Quartermaster, Divisions 209,559,661,760, 442
(209)765-1273 caddymanwestside@yahoo.com

Hello to all MVCC Members.

I came across one of the most rarest Gtb's. Well it's a part of the most rarest Gtb's ever made. I now own a 1943 GTB Navy wrecker engine cover with all the original Data plates. If your not familiar with the WW2 Ford GTB Wrecker there were only 50 Wreckers built. All of us that are GTB Burma Jeep enthusiast have always wanted to see and touch a GTB wrecker but we only have a WW2 Wrecker photo to go by. So I called the GTB Guru himself Bob Brown he's 97 years young and sharp as a tack. So I asked him questions on the GTB Wrecker and what I would need to know to build one. Really Bob knew a few things but said there was not much info out there. Also Bob said he was at the Ford plant in 1943, 44 when they were being built. I ask Bob if he knew where I could find an original Marquette 141 power crane used on the wrecker he said he might know of one but it was getting late and he said he needed to get in bed by Midnight crazy old guy. Bob called me back the next day after he thought about it and said Don I'll sell you one of my Marquette cranes which I didn't even know he had one but not only did he have one he had two but would only sell one which I said hell ya I'll take it.



GTBB Wrecker Boom


Some of the info Bob gave me that was the Wrecker were built with non consecutive serial number because the Ford GTB Wrecker builders would pull random non winch Gtbc's off the line converted to Wrecker. From the info all wrecker were 1943's and all I can find is one owned by Brian the Metal Shaper on You Tube which his doesn't have the correct power winch in his 141 Marquette crane and needs a full restoration to make it true and complete. So I'm going to attempt to build a 1943 Tribute GTBB Wrecker with help from Johnny Verissimo and family. I'm working on getting the Marquette crane picked up from Bob in Battle Creek Michigan 2000 miles away. With the crane I will have all the parts I need to start the build. The build starts with a donor GTBS because it's a non winch truck with overload springs, side toolbox, spare tire rack that mount on the bed and dual tires all the Gtbc parts to make it a GTBB. Please stay tuned it will take a little while to get the build started but it will be the only GTBB restored in existence with original GTBB parts.

Keeping The GTB History Alive!

Don Gomes



Rita-Hayworth



Proto-type GTBB Wrecker

As Debbie's command continues. Now known as "AS THE Tub Turns" by Mike Rinehart

The picture to the right is the Rolling chassis coming out of the garage for her first roll of any length. This picture is mid-summer this year 2022.



Photo to the left-The tub in position, on the off the rack rotisserie from Eastwood. I am impressed with the quality and price. I had to make brackets to hold the tub to the arms of the rotisserie. This allowed me to not disturb the arms and leave them stock, for future use.

Please notice the bracing. When I first did the bracing I over killed the bracing to the point of not being able to work on the floor. This is all you need.

Photo to the right-Now I can remove the floor etc. and have room to work.

This picture is now known as "The point of no return"
If a restoration has high and lows, the first high is picking up the truck.

The last high is driving it the first time completed. The lowest point is when you have dismantled the truck to the point where there is



Photo to the left-Floor out and she is still holding her shape.

By as many spot welds as there are, Dodge did not intend for this truck to be restored. Lol The problem is compounded by rust. If the metal is not rusted you can find them pretty easy, however if the surface is distorted by rust you can forget it. Its hunt, find and grind time.

The donor tub cut up for ease of moving, waits the plasma cutter or the cut off wheel.



Debra Paget ~ c. 1950s

The next installment will be the repairing of the sides, the installation of the new hat channel, and the installation of the trunk and floor into the tub.

Probably will not be the next issue.

LOL

Thank you,

Mike



Military Vehicle Collectors of California 2022 Board Officers

President-Chris Thomas-(559)871-6507 moparacer@sbcglobal.net buck stops here

Secretary-Johnny Verissimo-(209)918-0488 istanbull@sbcglobal.net front office,HQ

Treasurer-Christina Verissimo-(209)918-0388 crstna_vrsmo@yahoo.com money caretaker

Central Coast VP-Charles Tope-(408)857-5218 ctope@employnet.com Area Code 831,805,820,408

Central Valley VP-Don Gomes-(209)765-1273 caddymanwestside@yahoo.com Area Code 209,559,661,760,442

East Bay VP-Andy Shyers-(510)832-4322 mvcc510925@gmail.com Area Code 510,925,341

North Bay East VP-Mike Fedyk-(707)372-1311 bigmike405@hotmail.com Area Code 707,415,628

North Bay West VP-Scott Rohrs-(415)259-8177 recon3rdid@yahoo.com Area Code 707,415,628

Northern Region VP-Dave Porter-(530)391-8006 dnporter56@comcast.net Area Code 530,916,279

South Bay VP-Kurt Lesser-(408)440-6067 papakb@yahoo.com Area Code 408,669,650

Appointed by the MVCC Board

Wagon Master-JoAnn Lesser-(408)238-8277 mamalesser@yahoo.com event registrations

Webmaster-Sean Nichols-(775)424-3813 jetnoise400@hotmail.com web content/passwords

Quartermaster-Don Gomes-(209)765-1273 caddymanwestside@yahoo.com MVCC Merchandise

Newsletter Editor-Johnny Verissimo-(209)918-0488 istanbull@sbcglobal.net newsletter

The above are your MVCC Board members. You will see their position, their name, their phone numbers, emails and the area they represent. Area Code next to their email address is who they represent. Your VP rep will keep you posted on events in your area so if there is something going on in that area they will keep you posted in their newsletter articles. If you have any questions concerns or comments please contact them. If you can't get them then get me.

If your Area Code is not in there then please let me know and we will see what we can do. If you're out of state then please let me know and I'll gladly work with you and your rep. The Club President is in talks to expand/regroup.


The MVCC is all inclusive. If you're into Military History or Military Vehicles then we want you. If you're a re-enactor group please hit me up because I want you!

NEXT (2023) year is an ELLECTION YEAR! IF you want to be more involved PEASE put your name in for a position! ALL positions are open next year. Contact me with any questions or if you would like to run for a position. (209)918-0488. Don't be nervous, when you WIN your nerves will go away once your anxiety kicks in. GET INVOLVED, I did...

Regards, Johnny Verissimo



Anna Baxter 1940's



Rita-Hayworth 1941

Military Vehicle Collectors of California Merchandise 2022



Front

Back



2022 MVCC Camp Plymouth

T-shirt. This year we chose A
WW2 Theme, Olive Drab T-shirts
Size: S,M,L,XL - \$22 each
Size: XXL, XXXL - \$25 each

Zip Up Hoodie Sweaters, Limited Edition, ONLY 20 MADE!

Sizes: S,M, L, XL - \$65 each (Sold out)
Sizes: XXL, XXXL - \$70 each (Sold out)
(Olive Drab Color)
Limited Quantities, Call Don Gomes for pre-orders
(209)765-1273

Everything will be for sale at Camp Plymouth 2022! Come by and check out the MVCC HQ Store for more



45th Anniversary

4 inch Patch
\$8.00 each



40th Anniversary

MVCC Patch 4
inch
\$4 each



25th Anniversary

MVCC 4 inch
patch
\$3 each



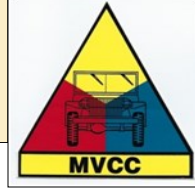
MVCC Patch

3 1/2 inch
\$4 each



MVCC Magnet

3 inch
\$4 each



MVCC Sticker

3 inch
\$2 each



MVCC Sticker

2 inch
\$1 each




MVCC Antenna Flag

Custom Made!
\$30 each




MVCC Hats!

\$20
each!



2022 Camp Plymouth Artwork

Metal Sign.
11.5 X 14.5 size
\$25 each



MVCC License Plate \$15



Custom MVCC

Name
Badge
\$10 each
shipped to

How to purchase: You can email or call your order in to **Don Gomes(209)765-1273**. He will let you know if its in stock and give you a shipping quote. **How to pay:** Check or Money order. The club is working on getting a paypal account but its not ready yet. **Shipping:** Average shipping is \$6.99 but if it's a really small order it can be less or if it's a large order it might be more, out of country is more. **Ships from Gustine, Ca.** Email at istanbull@sbcglobal.net Any questions please ask! WE also have a few previous years event tshirts and other stuff like coffee mugs etc. **Mail payment to MVCC**, Christina Verissimo, 850 Elm Ave, Gustine, Ca. 95322

CLASSIFIEDS PAGE 1

For Sale: GPW Engine, Serial Number 144723, no manifolds. GPW block and parts, Serial Number 18971. CJ-2A complete frame with front and rear differentials with 15" Jeep wheels. Contact Alvin Rentsch (707)972-8726

For Sale—M-37 Dodge, 1953, for sale. Santa Cruz, area. \$5800. Call 831-588-3866

WANTED TO BUY: M-8 OR M-20 Running Condition, Wife said new kitchen before I get a tank! Now that the kitchen is finally done, am seeking to get that tank! Please contact Steve.Kummerfeldt@woodplc.com (714) 299-4593 (cell)

Wanted : shock mount for my PE-55 and my BC223 radio. I have been missing these for years and would love to finally find them. Johnny Verissimo (209)918-0488 istanbull@sbcglobal.net

For Sale: M151A1 which has been stored in a garage and is licensed in the state of California. It was last driven about three years ago and everything was in excellent condition. Uncut. There is no rust. Completely original. Asking \$15,000. Call Don Thomas at 310-418-9344. Vehicle is located in St. Helena, California (Napa Valley).



For Sale -1968
M35A2, 465 Hercules
Turbo Multifuel winch
Hard Cab., Contact
Gill (775) 826-1719.



Online Assistance · g503.com/forums

Plug Gap .030"
Points Gap .020"
Timing 5° BTC
Tappet Clearance .014"
Firing Order 1-3-4-2
Head Bolt Torque 65-75 ft lbs
Head Nut Torque 60-65 ft lbs
Tire Pressure 30 lbs



Ron Fitzpatrick
JEEP PARTS
800-600-JEEP

1022 Newland Road
Central Point, OR 97502 USA

US: 800-600-JEEP (5337)
INTL: 541-830-3030
FAX: 541-830-5337
g503.com/parts



RON FITZPATRICK
ron@g503.com
sales@g503.com

Phone Assistance · 541-830-3030



Classified Ads are free for military vehicle related items and kit for MVCC members. Your ad will run for three issues. Your editor will only except ads in writing. Please submit ads by the 15th of the month. The MVCC is not responsible for omission's or incorrect wording and or spelling. The MVCC reserves the right to edit ad copy for space. **Please email stuff for sale to Johnny Verissimo, istanbull@sbcglobal.net**

Visit our website: www.mvccnews.net & www.facebook.com/MVCCAMPPLYMOUTH 16

CLASSIFIEDS PAGE 2

For Sale: T90A-1 transmission, Spicer 18 transfer, bell housing and flywheel (for Hurricane F-Head engine). Call for more information and photos if interested. I'm located in Goleta, CA. Call Brad at 805-708-3963. Asking \$900 for the lot.



WWII Ben Hur Trailer \$1500.00
1 ton cargo trailer G-518. VG-Fine condition.
All metal body is straight, primered.
Lunette ring hitch. Metal landing wheel. 7.50 x 20 wheels (3).
Spare tire mount.
Data plate: Ben Hur Mfg, Model 41-120, Delivered May 1943.
Located in Foresthill, CA, 95631
Walter (530) 957 4290



For Sale: 1942 Dodge WC-51 Weapons Carrier. Early Model w/Small Fuel Filler. I bought it from the original owner in 2011, who bought it as Surplus in the early 1950's, used it on his farm, and stored it in his shop when not in use. Very clean, complete and straight original truck. Unrestored. Engine has a Rebuild tag from the 1970's, with very few miles since. Runs, but has not been driven since 2015. It will need some attention to drive, including Brakes, Carburetor & Fuel system. Comes with 7 Combat wheels, 5 good tires, 5 new tubes. Parts included, but not installed: NOS Windshield frame, Restored Fuel Tank, Rebuilt Carburetor, Rebuilt Original Fuel Pump. Calif Titled.
\$8500 OBO Matt (408) 398-0036 msira36@aol.com



CLASSIFIEDS PAGE 3

For Sale: 1943 Ford GTB Burma Jeep Cargo Truck with Winch and Hydraulic Dump Bed, which runs off the PTO for the Winch. Correct Original motor. Not running, but Engine turns over as normal. Last ran in 2017. \$3500 OBO Matt (408) 398-0036 msira36@aol.com



For Sale ½ ton WWII Dodge truck parts

New wood floorboards and dash map board \$60.00
Transfer case \$100.00
Transmission \$ 100.00
Transmission with PTO \$150.00
PTO \$50.00
Rims \$20.00
Complete re-built MU winch. has been sand blasted and primed. \$1000.00
(2) Command car safety strap body eye
New MU shift fork \$200.00
Rims \$30.00 ea.

203-4674 motor that has been re-built with transmission \$800.00

An auger for Chevy K44. Includes 4 different bits \$400.00 or best offer

Radio box CH-74A fits Jeeps, Dodge and ½ tracks \$50.00

WWII ben hur One ton trailer complete metal bracket set for wood sides \$230.00

CONTACT GREG LAMPMAN CELL (805) 550-5838 OR E-MAIL glampman@calpoly.edu


¾ ton Dodge truck parts

2 speed transfer case for WC 62 and 63 \$300.00
MU2 winch with cable guide \$800.00

M37 complete front axle \$200.00. M37 complete rear axle \$ 200.00

WWII ben hur One ton trailer complete metal bracket set for wood sides \$230.00

For Sale: WW2 37mm Anti Aircraft Gun Carriage for sale. Located in Los Banos California. Contact Jess Soriano (209)769-4058



Articles! Articles! Articles! from your neck of the woods. If you have something you would like to see in the newsletter just email it to me and I'll see about getting it in the newsletter, If you're a member in any state and have something you think is interesting please email it to me: Johnny istanbull@sbcglobal.net :) If you want more info on the MVCC check out the web page and we are on facebook in two areas, look us up.

Fall Open Cockpit Day

October 8, 2022

9:00am - 4:00pm

Main Information

Date

October 8, 2022

Start & End Time

9:00am - 4:00pm

Location

Castle Air Museum
Museum Grounds



The B-24 Liberator at Castle Air Museum in Atwater, California

Event Description

Great food including Deep Pit Meat, Burgers, Hot Dogs and More!! Helicopter Rides!

Bring your family out to Castle Air Museum for Open Cockpit Day! Check out almost 80 vintage military aircraft! The all new US Navy F-18 Blue Angel! F-14 Tomcat! B-52 Bomber! the Triple Sonic SR-71 spy plane! A former Air Force One Tour for just \$10 extra per person.

All new kids zone activities...Radio Control Aircraft Demos, Food court, burgers, hot dogs, First Responder displays and more!

Helicopter rides available for that Bird's eye view!

Shuttle to the Restoration Hangar included in Admission to the event to see the newly arrived Lockheed F-117 Nighthawk Stealth Aircraft under restoration.

The B-24 Liberator Story

The Consolidated B-24 Liberator at the Castle Air Museum in Atwater is an example of American engineering and production. The B-24 was the most numerous American Combat Aircraft produced during the World War II years exceeding over 18,000 aircraft produced. This was one of the production efforts that gave rise to "Rosie the Riveter."

Shortly after war's end however and with the nation wanting to put the war behind it, the B-24 like the tens of thousands of aircraft produced for the war effort were flown to storage airfields such as Kingman Army Airfield Arizona, Walnut Ridge Arkansas as well as several others across the nation. Within 18 months these aircraft were scrapped and smelted into aluminum ingots to manufacture automobiles and durable goods for the burgeoning new era of prosperity.

There were however a few examples which escaped the scrappers torch to survive in other lands to eventually one-day serve as a testimonial to the sacrifice and courage to the men and women who designed, built, maintained and flew these sentinels of democracy into the teeth of hell to preserve a free way of life for generations not yet born. One such example is the B-24 Liberator on exhibit at the Castle Air Museum in Atwater. It is the only example of its type on the West Coast and one of only approximately 18 known left in existence! This aircraft was constructed by Consolidated Aircraft Company in San Diego in 1945 and with the war winding down and rapid demobilization was declared surplus and found its way to South America where it began hauling cargo over the Andes Mountains.

The B-24 on display has been on outdoor display at the Castle Air Museum now for nearly 33 years. Time exposed to the elements are taking a toll on this grand lady and defender of freedom. Even with ongoing maintenance and painting we can no longer ignore the fact that this magnificent piece of American history must be preserved in order to teach future generations that we cannot ignore and allow our nation to repeat the mistakes of the past! The time is now to join the museum and support the construction of an 80,000 square foot hangar to preserve the B-24 and up to 20 others currently in the elements for posterity! Every donation to this valiant cause counts! Please help today with your tax deductible donation to the museum and "preserve our military aviation heritage for future generations and to inspire future engineers and aviators."

www.castleairmuseum.org/paint-the-shady-lady-and-project-renovate-warrior

WW2 Ben Hur Trailer

by Robin and Carol Bartel

While visiting with a local military vehicle enthusiast last May, he mentioned that a friend of his has a barn full of WW2 trucks that had been rescued from farms around the area for many years. He asked if I would like to go see what he had. Now tell me can anyone turn down an offer like that? So after a phone call was made we were on the road. Sure enough, there were several CCKW's, a WC-63, M7 shop truck, several Jeeps, and one trailer that was little more than a relic. Since I'm not looking for any more trucks, the trailer interested me. What I saw was the skeletal remains of a wood body Ben Hur 1 ton cargo trailer. After some study, I determined that it was mostly complete including many of the usually missing parts like the lunette ring. We struck a deal and agreed that I would pick it up the following weekend.

The next Saturday we met and got it loaded on my flatbed. He asked me what I planned to do with it. I quickly answered "I'll have it restored in 3 months". During the drive home I got to thinking about what I said and kicked myself in the rear end. How could I possibly restore it in 12 weeks?

Once home I got right to it, taking everything off of the frame and placing the parts in carefully labeled containers. I was amazed at just how many nuts and bolts were savable. Very few broke even after having the wood completely deteriorate out in the weather for decades. But many were missing. I made an inventory of what I would need to purchase and the next Monday made my order at my local fastener wholesale shop.

Next to locate enough oak to do the floor and sides. Craigslist is my friend in times like this. Got some nice wood 30 miles from my house. Took the metal parts to the sandblaster where I had my first pitfall. They dropped the axle and broke both brake drums. Needless to say, they were very sorry. But they made good by not charging me for the sandblasting, paying for replacement drums, and blasting more parts for free.



Ben Hur Trailer photos by Robin

Continued on page 21...



Ben Hur Trailer Continued...

Primed and painted right away and started assembly of all of the steel parts. Then made my lumber list and got busy planning boards. Had to learn to make tongue-and-groove. Borrowed a router table from a friend. Generated five 55 gallons barrels of sawdust. In the meantime, I needed to find a pair of tires. No one has them in stock, and all of the suppliers said that maybe in late September they might have some. So the tires were on the back burner for now.

Did opt to put a rubber tire on instead of the steel parking wheel. But the summer heat changed that plan when the inner tube burst and took the little tire with it. Another stumbling block!



Then some luck. I heard of an upcoming estate sale of a long time military vehicle collector and managed to go early to the sale. Bought a parts trailer that had a good steel parking wheel and a few other small bits that I needed. But the real treasure was the pair of unused 7:50x20 NDT tires that were in the back of one of the buildings! I'm now back on track.

Our local club swap meet came and I sourced a set of correct round bezel Corcoran-Brown reflector bezels. Another seller overheard me and offered an original canvas top which I snapped up. Assembly was going well. But many of the step bolts that are used to hold the floor down were too short. So I have to weld on 1 inch extensions to 40 bolts. A tedious task for sure. Ran out of OD paint right near the end so had to get another gallon shipped right away. Thanks Ron! Used about a cup of paint out of that second can.

Now time for stencils and stars. Stars are easy enough, but what registration number to use? There was no data plate on the trailer so I don't really have a place to start. Then I remembered that there was a long piece of wood still laying on my flatbed. I wondered why he had saved it and now I knew. The registration number was on it! And that told me that my trailer was made by the Hercules Trailer Co. in 1943 and it was the 612th trailer that they built.

So on the morning of the 11th week of the project, the stenciling was done. I called the previous owner and asked if he was going to be home in the next hour and that I had something to show him. I loaded up and made the 45 minute drive and boy was he surprised. And I was too. I really didn't think that I could make my 3 month deadline, but things just all came together at the right time.

Robin and Carol



All photos taken by Robin Bartel who lives in Oregon

Monterey “Car Week” Convoy by Jack Valenti

In the Monterey Bay area during mid-August they all go “car crazy”. Ends with the Pebble Beach Concours D’Elegance on Sunday. It used to be just the Pebble Beach Concours, but then every town around Pebble felt they were missing the boat.

So now it actually starts the weekend (11 days) before the PB Concours. Here is a list of this year’s activities.

Aug. 11th – Press Party and Preview for Concours at Pasadera 5:00PM to 7:00PM \$100.00 per person
Aug. 12th – Concours at Pasadera 3:00 PM to 6:00 PM - \$85.00 (\$395.00 to enter a car)
Aug; 12th – Car week kick off – down town Monterey 5:00 to 7:00 Free Admission
Aug. 13/14/17/18th – Rolex Motorsport Reunion – 8:30AM -5:30 PM – Laguna Seca \$40.00
Aug. 15/16th – Automobilia –10:00 – 6:00 PM - Embassy Suites – Seaside \$20.00
Aug. 15th – Porsche Monterey Classic - 4:00 PM – 8:00 PM – Seaside Dealership Car pre-registration required – Free Admission
Aug. 17th – Pacific Grove “The Little Car Show” – Limited 125 cars – Free Admission
Aug. 17th – Prancing Ponies = Woman’s Car Show – 11:00 - 4:00 - Ocean Ave Carmel – Free Admission
Aut. 17th – Hagerty Motorlux – 5:00 – 10:00 – Monterey Airport Jet Center - \$450.00
Aug. 18th – Pebble Beach Concours Cars drive 17 Mile Dr. & Highway 1 – 7:00 AM – noon - Free Admission
Aug. 18th – Legends of the Autobahn – Audi; BMW & Mercedes – Pacific Grove Golf Course \$75.00 – Free Admission
Aug. 19th – Pacific Grove Rotary “Auto Rally” – 12:00 – 5:00 PM - \$145.00 to enter a car – Free Admission
Aug. 19th – Werks Reunion (Porsches) Monterey – 7:00 – 3:00 PM – Pre-registered cars only – Free Admission
Aug. 20th – Concourse D’Lemons –8:00 – 1:00 - Seaside City Hall – Free Admission
Aug. 20th – Concorso Italiano – Bayonet Golf Course Seaside 10:00 – 3:00 \$285.00
Aug. 20th – Exotic on Broadway – 1:00 – 6:00 – Seaside Free Admission
Aug. 20th – Ferrari Event 4:00 – 6:30 – Barnyard Carmel \$75.00
Aug. 21st – Pebble Beach Concours – PB Golf Course \$500.00

Now also when many of these events were going on there were a number “Auction Previews” going on at the same times.

Bonhams – at Quail Lodge - \$40.00

Gooding & Co – Pebble Beach - \$40.00

Mecum Auction – Monterey Hyatt Regency - \$30.00

RM Southeby’s – Monterey Conference Center - \$40.00

As you can see there are many opportunities for free events and many more to spend lots of money.

Now if you haven’t heard there were 790 cars sold at auction for a “whopping” \$490,000,000.00 dollars. Which is almost over \$700,000.00 per car.

So why am I telling all of you this? Last year Victoria Johnson Campbell noted that with all of these car events; there was nothing honoring the contributions that Military Vehicles have made over the years. So she organized the 1st Military Convoy during “Car Week”.

So this year we had the 2nd Military Vehicle Convoy during Car Week on the Monterey Peninsula; on Thursday the 18th, three Jeeps and a Command car gathered at Washington Park. Victoria was the Convoy Leader in her Jeep; you’re Secretary (Newsletter Editor) Johnny Verissimo followed in his Command Car (with your club President as Navigator).

We went through down town Pacific Grove, headed for Seaside, then on several back roads on Old Ft. Ord. for our photo op. Then back towards the cities, past Monterey Airport for a lunch and a tour of Charles Tope’s (MVCC Central Coast VP) vehicle collection and lunch (provide buy Charles).

Victoria is already planning for the 3rd event next year and we would like many more of you to come to the beautiful Monterey Peninsula and join us. Charles informs me that he will have many of his vehicles “licenced” and road legal for next years event.



*It is not too early to plan for the
Largest Annual Historic Military Vehicle Event in the West!*

CAMP PLYMOUTH SPRING 2023 SWAP MEET & MILITARY VEHICLE DISPLAY

April 19-22, 2023 📍 Plymouth, California*



jeep showcase April 2019

JOIN US AT THE 49ER VILLAGE RV RESORT AND ADJACENT AMADOR COUNTY FAIRGROUNDS IN THE SCENIC, HISTORIC, CALIFORNIA GOLD RUSH COUNTRY!

NO MV registration, all welcome, any condition

Swap meet for professionals & amateurs. **NO seller fee**
but sellers must rent a campsite or cabin

FREE admission and parking

Friday featuring a **WW2 JEEP SHOWCASE**

Friday featuring a **DODGE SHOWCASE**

Military Vehicle Excursion

Women's Lunch Excursion

Visit historic Old West towns, many local wineries,
and other California tourist destinations!

* **Tuesday is a set up day, Sunday a pull-out day**



28 Dodges at a past showcase

RV and travel trailer camping, cabins, vendor / display space at
49er Village. Group discount block of sites

Inexpensive tent or truck camping, vendor / display space at the Tent
Sector at adjacent Amador County Fairgrounds. Bring shade
Visitor parking and MV commuter display area

Facilities at 49er Village include pool, spa, clubhouse, restrooms,
showers, laundry, store, café

Space rental, hotel info, and RV/travel trailer rental suggestions on
the MVCC website. Campsite coordinator is Jo-Ann at
MVCCCampmistress@yahoo.com or 408-238-8277

Closest major airport is Sacramento International.

**AND join us for the FALL
2022 Camp Plymouth
9/14-17/2022
See website for details**

VEHICLES, PARTS, MILITARIA

BUY, SELL, SHOW, DRIVE

49er Village RV Resort, 18265 Hwy 49, and Amador County
Fairgrounds, 18343 Empire Street, Plymouth, California 95669

WWW.MVCCNEWS.NET



Mohave County Military Vehicle Group

Submitted by Angus Smith

Thought you would like to see part of our group display at the Chillin' on Beal event on Route 66 Kingman Arizona.

On August 20th 2022 , the city of Kingman held one of their monthly themed car events to celebrate Route 66, The Mother Road.

The theme this particular month was Beach Party, so the MCMVG did China Beach South Viet Nam. We had 4 Mules and 1 M37.

Accessories included surfboard, radios and cases of Budweiser.

Mohave County Military Vehicle Group



Yank Magazine-WW2



Left-WWII USO Bob Hope Show, HAD Depot, Hickam Field Hawaii

Right-Anne Baxter—1940's



P2K RANGE MILITARY VEHICLE SHOW

Submitted By Phil Kern

Between COVID, wildfires, cancel culture and other natural disasters military vehicle events have been few and far between in the San Diego area lately, so local collectors were happy to be invited to an MV display at the P2K Indoor Shooting Range (www.P2Krange.com) in El Cajon, CA on July 31st. A wide variety of vehicles were in attendance from WW2 to present and included examples of US as well as foreign military vehicles. A brief roster includes an FMTV, Humvee, Unimog 404S, Gama Goat, Pinzgauer, M38A1, CUCV Blazer, M151A2, M1161 ITV, M37, M274A2 Mules and a White Scout Car. Mark A's nicely restored Scout Car had a mysterious fuel delivery issue just as he pulled into the parking lot, which just as mysteriously resolved itself a couple hours later and he ended up driving it all the way home. We were also happy to be joined by a squad (?) of four vintage San Diego Police Department cruisers, some of which I'm sure spotlighted me on my BMX bike back in the '70s. Thanks to Dennis R., range master/firearms safety instructor extraordinaire, who treated us to a BBQ lunch as well as free range time and cold drinks. Given that it was a pretty hot day, we were very happy to take advantage of the AC at the range and in the clubhouse during the luncheon, in addition to shooting the breeze outside in the shade for a bit. Hopefully this will become an annual event for us MVers down on the border.




P2K RANGE MILITARY VEHICLE SHOW



*Left-1945 35th
NCB Seabees Pearl
Harbor Hawaii
Photo mechanics*

*Right-1945 35th NCB
Seabees PH West Loch
Hawaii Photo ship,
loading truck*



My Hobby & My 1943 GPW

By Damon Viola

My name is Damon Viola and I was asked to submit an article on how I got started in the military vehicle genre. I have been involved in the hobby since the late '70s, and early '80s. I became a member of the MVCC and what is now called the MPVA during that time. Most of you know me in some fashion by now after doing this for so long, especially the old-timers. And yes, my interest in military vehicles goes way back to when I was a kid as I used to look at those ads in magazines and imagined what it would be like to own a genuine surplus military Jeep. I was too young to drive at the time but the idea was fun to think about.

Fast forward to the '70s when my interest in such things was rekindled I came across an old beat-up Dodge WC 1/2 ton truck for sale. It wasn't a Jeep but it was cool! It reminded me of when my brother Steve and I, during the summer, would visit the ranch belonging to our relatives in Northern California. There, sitting in the weeds was a 1/2 ton ambulance that we cleaned up the best we could and would play Army in it.

Years later, with those memories in mind, I really wanted this old Dodge that was for sale but I had absolutely no money to buy it. I talked to my brother to see if he might be interested so we went to go look at it. I was a mess - really badly rusted and no bed. The owner lowered the price so my brother said "Okay" and we hauled it home. We didn't know anything about how to fix it up or where to get parts but we somehow managed to make it look presentable, although not very original. The end of that story was my brother sold it after all the work we put into it. I really wanted one of my own that I could keep, but without money I was always out of luck. In about 1980 I met another member of the MVCC who had a lot of old military Dodge stuff lying around and I wound up buying what was left of a 1/2 ton ambulance with the body cut off and missing for \$300.00. I knew I could never make it into an ambulance again but over a few years, I re-invented it to be a cargo truck similar to a 1 1/2 ton Chevrolet G506 in appearance, only smaller in size. I spent many years driving that truck to the meets and back and camping in it for some of those years. I loved that truck for what it is and have since put over 30,000 miles on it. Over the years I have resisted the temptation to sell when I had no place to store it but somehow I've managed to keep it as part of the family. Even though I don't use it much anymore I could never get rid of my first owned MV.



Continued on page 26...



Then, some years later my friend Lee Edwards approached me to see if I could help him put his Stuart M5 A1 Tank back together. He had it for a long time and started the restoration but over the years it just sat. I told him I'd never worked on tanks before but I would help him with it. It was a several-year project for the both of us but it came out really nice, winning multiple awards along the way. Lee was always on the lookout for military vehicles to buy and sell and one day near the end of the tank project this 1943 GPW Jeep showed up on his property. It sat there for a week or so and I asked what he was going to do with it and he said "sell it", of course. I thought about it for a few days and we made a deal. Now I was back in the restoration game again, this time for a vehicle I owned!



As barn finds go, it was in pretty good shape but still a lot of work to make into how I wanted it. It had the usual rusted-out floors and needed a new back panel among a million other things. The left side rear quarter-panel was from a Willys Jeep that was grafted on at some point in its history so I had to modify it to look like the Ford spec. It did have a good rebuildable GPW engine although not the original. About three years later I had a very nice restored Jeep, with many thanks going out to Lee for helping me with parts and the use of his facility to do the work.

So... what do I have to say about the 40-plus years I have put into this MV hobby? I wouldn't have changed a thing! It's much more than just the interest in one part of military history. It's been a great opportunity to meet and know many wonderful like-minded people along the way. Sadly, when you've been in it as long as I have there is a growing list of those that have since passed, but the memories of them will always live on. I am grateful for all that I have experienced and the people I've know that share this journey with me. Keep Em' Rolling!

Damon
"MVCC Member #003"





Military Vehicle Collectors of California
*Dedicated to the acquisition, restoration, preservation, safe operation,
 Public education and display of historic military transport*

**WE WANT YOU
 TO JOIN / RENEW
 YOUR
 MVCC
 MEMBERSHIP!**



INVOICE

Life Members should disregard this notice. THANK YOU for your support! If you have already renewed, THANK YOU! please check the date code on your newsletter mailing label and membership card.

Please enter an e-mail address for possible future methods of communication. If you list MVs or related hobby interest, it will show up on membership lists the MVCC Officers receive. Sometimes we want to contact members with certain MVs about displays or movie work. Note that you may opt-out of having contact or hobby information published in the next Member Directory booklet.

This is your application. Separate it from the newsletter, fill it out, and fold it put it in an envelope with your check inside, apply postage, and mail it. Simple!

* = required fields, please PRINT

*Name _____ MVPA #if applicable _____

*Address 1 _____

Address 2 _____

*City, State, ZIP _____ Country _____

Home phone _____ Cell phone _____

E-mail address _____

*1 DO / DO NOT want my contact information in the Directory (circle one)

List military vehicles you own (year, make, model) and/or related hobby for the next Directory. Help those with similar interests find you. Use separate sheet if necessary:

MEMBERSHIP (check one) (Term is 1 full year!)

\$40 Regular Member newsletter mailed

\$90 Regular Member for three years Newsletter Mailed

\$30 Regular member newsletter Online

\$70 Business Member (includes one, 2"x 3.5" ad in each newsletter (business card). A Business Member may also hold another class of Membership card).

\$65 Regular membership newsletter Online for 3 years

ASSOCIATE MEMBERS (spouse or significant other, and/or children under 18). Includes membership card. Only spouse has voting rights.

One newsletter delivered per household

_____ Associates @ \$5.00 each per year, Membership Badge \$10 Each.

Replacement badges \$ 10 EACH Amount enclosed _____

Print Associate Name _____ Relationship to Member _____

*1 DO / DO NOT want my MVs or hobby interests listed in the next Directory (circle one)

Christina Verissimo, c/o MVCC Treasurer,
 850 Elm Street Gustine, Ca 95322
 Make checks payable to the MVCC